

Support *Jewmanity* for Your Bar or Bat Mitzvah Project

Turn your biggest Jewish milestone into an act of tikkun olam — help fight antisemitism, fund life-changing retreats, and stand beside Jewish soldiers visiting San Diego.

↓ Read the full step-by-step program below

“The most important moment in Jewish life is not the party — it’s the promise you make to your community. Your mitzvah project is that promise.”

WHY JEWMANITY?

A Mitzvah That Matters Right Now

Antisemitism in America is at its highest level in decades. More than half of Jewish Americans report experiencing antisemitism in the past year. As a young Jewish adult, your bar or bat mitzvah project is an opportunity to take a stand — not just celebrate. Jewmanity gives you real ways to make a real difference.



Fight the World's Oldest Hatred

Your project directly supports Jewmanity's mission to educate communities, publish resources, and combat antisemitism at every level.



Fund Life-Changing Retreats

Money you raise helps send Jewish young people to retreats that build identity, resilience, and pride during a time when those things are under attack.



Volunteer with Jewish Soldiers

When Israeli soldiers visit San Diego, you can be there to welcome, serve, and honor them — a once-in-a-lifetime volunteer experience you'll never forget.



Live Jewish Values

Tikkun olam. Tzedakah. Ahavat Yisrael. This project isn't just a requirement — it's a living expression of everything your bar or bat mitzvah stands for.

STEP-BY-STEP PROGRAM

Your Complete Jewmanity Mitzvah Project

Guide

This program is designed to be completed over 6–12 months alongside your bar or bat mitzvah preparation. Each step builds on the last — and every step is supported by the Jewmanity team.

1

GETTING STARTED — MONTH 1

Reach Out to Jewmanity & Register Your Project

The very first step is to connect with the Jewmanity team so we can support you throughout your project. We'll pair you with a Jewmanity mentor, learn about your interests and strengths, and help you set a personal goal that feels right for you.

- ✦ Email **info@jewmanity.com** with the subject line: "Mitzvah Jewmanity Project – [Your Name]" at
- ✦ Tell us: your name, age, synagogue, bar/bat mitzvah date, and what excites you most about this project
- ✦ We'll schedule a free 30-minute Zoom call to introduce you to our team and walk you through your options
- ✦ Get your official Jewmanity Mitzvah Project certificate and welcome packet

💡 **Tip for your speech:** You can mention in your d'var Torah (Torah commentary) how your project connects to your Torah portion. Our team can help you find that connection!


2

LEARN — MONTH 1–2

Educate Yourself on Antisemitism in America Today

You can't fight something you don't understand. Before you fundraise or volunteer, take time to learn about what antisemitism looks like in America right now, why it matters, and what Jewmanity is doing about it. This knowledge will make your speeches, fundraising messages, and conversations far more powerful.

- ✦ Read at least 3 articles from **Jewmanity's Recommended Reading** page on antisemitism
- ✦ Watch one documentary or educational video about the Holocaust or modern antisemitism (suggestions provided by Jewmanity)
- ✦ Talk with a grandparent, family member, or Jewish elder about their experiences — their story can inspire your whole project
- ✦ Write a one-page reflection: *"Why fighting antisemitism matters to me personally"* — this becomes part of your mitzvah project presentation

 **Did you know?** According to AJC research, 42% of Jewish college students have experienced antisemitism on campus. Learning these facts helps you explain to friends and family WHY your project matters.

3

CHOOSE YOUR PATH — MONTH 2

Select Your Project Focus Area

Jewmanity offers three ways to make your mitzvah project meaningful. You can choose one, or combine them all for the biggest impact. Talk with your family and your Jewmanity mentor to decide what fits you best.



PATH A

Fundraise for Retreats

Raise money to fund retreats for Jewish young people — experiences that build Jewish identity, resilience, and community during a time of rising antisemitism.

- Set a fundraising goal (see suggested goals below)
- Create an online fundraising page
- Host a fundraising event
- Share your story with guests at your celebration



PATH B

Volunteer with Soldiers in San Diego

When Israeli and Jewish soldiers visit San Diego, Jewmanity organizes volunteer experiences so you can meet, serve, and honor them directly.

- Register as a volunteer with Jewmanity San Diego
- Help organize welcome events and meals
- Write personal letters to soldiers beforehand
- Document your experience for your mitzvah presentation



PATH C

Raise Awareness

Use your voice — in your school, synagogue, and online — to educate others about antisemitism and what they can do about it.

- Give a presentation at your school or synagogue
- Create an informational display or poster series
- Write and share your personal story on social media
- Collect pledges from friends and family in exchange for awareness actions

4

FUNDRAISE — MONTH 2-5

Launch Your Fundraising Campaign

If you've chosen to fundraise (Path A or in combination with other paths), here is exactly how to do it. Your Jewmanity mentor will help you set up your fundraising page and create a compelling message that moves people to give.

- ✦ **Set your goal:** Choose a fundraising target from the goal chart below. We suggest starting with \$500 and going from there!
- ✦ **Create your online page:** Jewmanity will help you set up a personalized fundraising page with your name, photo, and story
- ✦ **Write your message:** Tell donors WHY you chose this project — your personal connection makes all the difference
- ✦ **Share it widely:** Email family, post on social media (with parent permission), bring it up at Shabbat dinner, and include a QR code or card at your bar/bat mitzvah party
- ✦ **Host an event:** Organize a bake sale, car wash, talent show, or Shabbat dinner to raise money and awareness together
- ✦ **Give guests a way to donate at the party:** A tzedakah table at your celebration is a beautiful tradition and can raise hundreds of dollars in a single evening

💡 **Fundraising tip:** Personal stories raise 3x more money than statistics. Tell donors about a specific moment that made you care about this cause — whether it's something you heard from a grandparent, read about, or witnessed yourself.

5

VOLUNTEER — WHEN SOLDIERS VISIT SAN DIEGO


Serve & Honor Jewish Soldiers in San Diego

One of the most unique and powerful parts of a Jewmanity mitzvah project is the opportunity to volunteer when Israeli and Jewish soldiers visit San Diego. This is a hands-on experience you can only get through Jewmanity — and it will stay with you forever.

- ✦ Register your interest with Jewmanity's San Diego volunteer coordinator when you first sign up for your project
- ✦ You'll be notified when soldiers are scheduled to visit — Jewmanity will coordinate the dates with your family
- ✦ **Before the visit:** Write personal welcome letters to the soldiers; research the unit or mission to understand who you'll be meeting
- ✦ **During** Help prepare and serve a Shabbat or communal meal; assist

the visit: with hospitality, setup, and activities; spend time listening to their stories

- ✦ **After the visit:** Write a reflection on what you learned, take photos (where permitted), and share your experience as part of your mitzvah project presentation

 **What to expect:** These visits are incredibly moving. You'll meet young Jewish men and women not much older than you who have dedicated their lives to protecting the Jewish people. Many b'nai mitzvah students say this experience was the highlight of their entire project.

6

SHARE YOUR STORY — 1 MONTH BEFORE YOUR BAR/BAT MITZVAH

Present Your Project to Your Community

Your project isn't complete until you've shared what you've learned and accomplished with the people who love you. This is your moment to inspire others — and to show that your bar or bat mitzvah stands for something bigger than a party.

- ✦ **Prepare a 2–3 minute presentation** summarizing your project: what you did, what you raised, what you learned, and how it changed you
- ✦ Include your personal "why" — the moment that made this project feel important to you
- ✦ Share photos, a short video, or artwork from your volunteering or

fundraising experience

- ✦ Present at your synagogue's Friday night service, a family Shabbat dinner, or during your bar/bat mitzvah party
- ✦ If you're comfortable, post about your project on social media — with parent permission — to inspire other Jewish young people

7

CELEBRATE & CONTINUE — AFTER YOUR BAR/BAT MITZVAH

Receive Your Jewmanity Recognition & Keep Going

When your project is complete, Jewmanity will honor your commitment with a certificate of recognition — and we hope this is only the beginning of a lifetime of Jewish service and advocacy.

- ✦ Receive your official **Jewmanity Mitzvah Project Certificate of Recognition**
- ✦ Be featured on the Jewmanity website as a Mitzvah Project honoree
- ✦ Consider staying involved as a Jewmanity teen volunteer or ambassador
- ✦ Share your completed project report with your school or synagogue — your story could inspire the next generation of b'nai mitzvah students
- ✦ Know that the money you raised is directly funding retreats and programs that help Jewish young people thrive in a time of rising antisemitism

💡 **You're now a Jewish adult.** The promise you made to your community on the bimah isn't just words — this project is proof that you meant it. Mazel tov!

"In every generation, they rise up against us — and in every generation, we rise to meet them. Your mitzvah project is how our generation answers that call."

— JEWMANITY.COM

FUNDRAISING GOALS

How Much Should I Raise?

Every dollar you raise makes a direct impact. Here are suggested fundraising tiers — choose what feels right for you, and remember: it's not about the amount, it's about the effort and the heart behind it.

\$180

Chai Level 🌱

Chai (18) is the Hebrew number for life. A perfect starting goal — and deeply meaningful.

\$360

Double Chai 🌱

Double the life, double the impact. Achievable through family donations alone.

\$500

Rising Star ⭐

Covers supplies and materials for a Jewish youth retreat experience.

\$1,000

Champion 🏆

Helps fund a full retreat scholarship for a Jewish young person who couldn't

otherwise attend.

\$2,500

Leader ✨

Funds programming and resources for an entire Jewmanity retreat cohort.

Custom

Your Goal ❤️

Set any goal that feels right for you. We celebrate every dollar and every effort, equally.

FREQUENTLY ASKED QUESTIONS

Questions? We've Got Answers.

Everything families need to know about the Jewmanity Mitzvah Project program.

How early should we start the project?



Does my child need to be in San Diego to participate?



Will Jewmanity help us set up a fundraising page?



Does this project count as an official mitzvah project for our synagogue?



What if my child is shy and doesn't want to do public presentations?+

Is there a cost to participate?

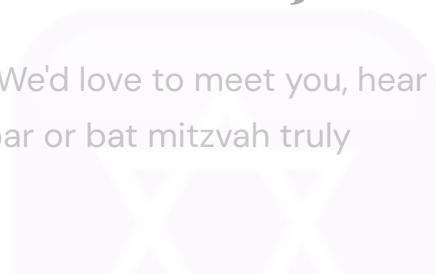


Can siblings or friends join the project too?



Ready to Begin Your Mitzvah Project?

Reach out to the Jewmanity team today. We'd love to meet you, hear your story, and help you make your bar or bat mitzvah truly unforgettable.



Start Your Project →

Learn More About Jewmanity

© 2026 [Jewmanity.com](#) — Fighting Antisemitism Together | Questions? Email
info@jewmanity.com